

A Multifunctional Conjugated Polymer Developed as an Efficient System for Differentiation of SH-SY5Y Tumour Cells

Angelo Nicosia¹, Giuseppe La Perna¹, Lorena Maria Cucci², Cristina Satriano² and Placido Mineo^{1,3,4,*}

¹ Polymer Laboratory, Department of Chemical Sciences, University of Catania; Viale A. Doria, 6; I-95125 Catania, Italy

² NanoHybrid Biointerfaces Lab (NHBIL), Department of Chemical Sciences, University of Catania; Viale A. Doria, 6; I-95125 Catania, Italy

³ CNR-IPCF Istituto per i Processi Chimico-Fisici; Viale F. Stagno d'Alcontres 37, I-98158 Messina, Italy

⁴ CNR-IPCB Istituto per i Polimeri, Compositi e Biomateriali; Via P. Gaifami 18, I-95126 Catania, Italy

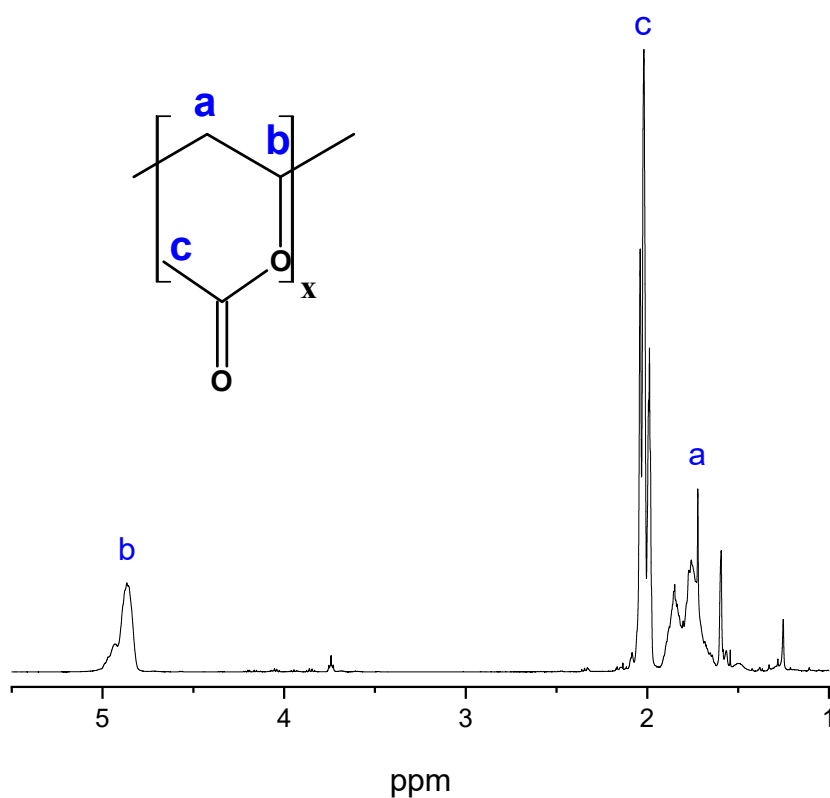


Figure S1 ¹H-NMR spectrum of PVAc (CDCl₃)

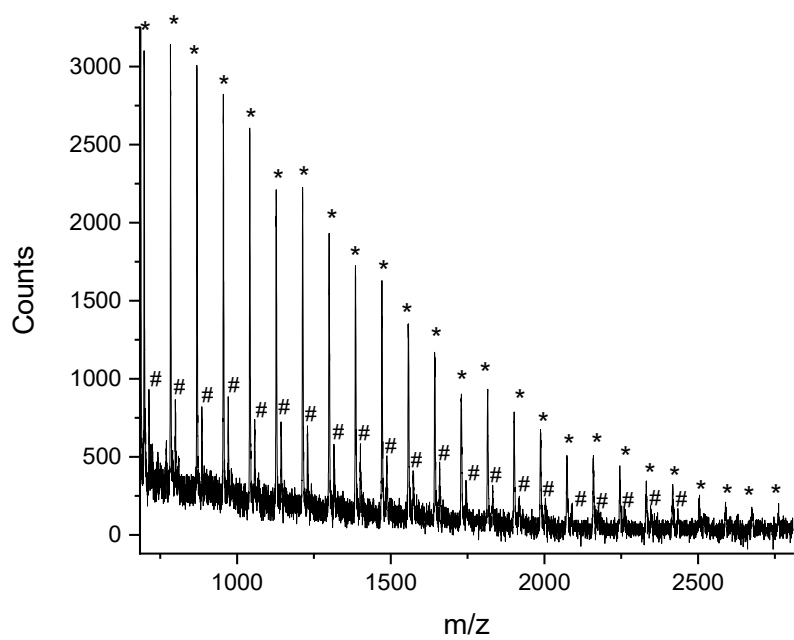


Figure S2 MALDI-TOF mass spectrum of PVAc

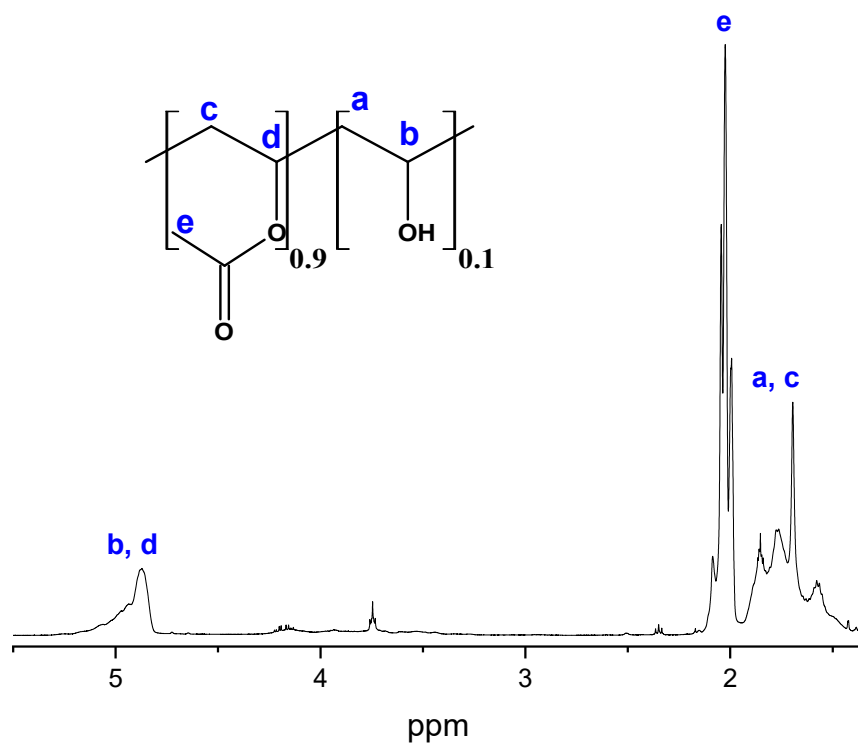


Figure S3 $^1\text{H-NMR}$ spectrum of CoVAc-VA (CDCl_3)

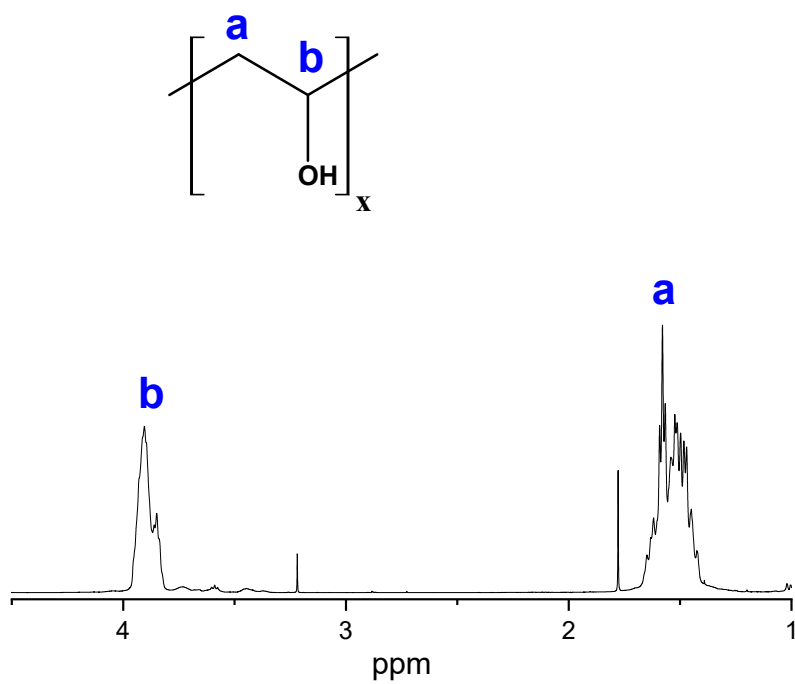


Figure S4 ¹H-NMR spectrum of PVA (D₂O)