

Charged-particle multiplicity measurement in proton–proton collisions at $\sqrt{s} = 7$ TeV with ALICE at LHC

The ALICE Collaboration

K. Aamodt⁷⁸, N. Abel⁴³, U. Abeysekera⁷⁶, A. Abrahantes Quintana⁴², A. Abramyan¹¹², D. Adamová⁸⁶, M.M. Aggarwal²⁵, G. Aglieri Rinella⁴⁰, A.G. Agocs¹⁸, S. Aguilar Salazar⁶⁴, Z. Ahammed⁵³, A. Ahmad², N. Ahmad², S.U. Ahn^{38,b}, R. Akimoto¹⁰⁰, A. Akindinov⁶⁷, D. Aleksandrov⁶⁹, B. Alessandro¹⁰⁵, R. Alfaro Molina⁶⁴, A. Alici¹³, E. Almaráz Aviña⁶⁴, J. Alme⁸, T. Alt^{43,c}, V. Altini⁵, S. Altinpinar³¹, C. Andrei¹⁷, A. Andronic³¹, G. Anelli⁴⁰, V. Angelov^{43,c}, C. Anson²⁷, T. Antičić¹¹³, F. Antinori^{40,d}, S. Antinori¹³, K. Antipin³⁶, D. Antończyk³⁶, P. Antonioli¹⁴, A. Anzo⁶⁴, L. Aphecetche⁷², H. Appelshäuser³⁶, S. Arcelli¹³, R. Arceo⁶⁴, A. Arend³⁶, N. Armesto⁹², R. Arnaldi¹⁰⁵, T. Aronsson⁷³, I.C. Arsene^{78,c}, A. Asryan⁹⁸, A. Augustinus⁴⁰, R. Averbeck³¹, T.C. Awes⁷⁵, J. Äystö⁴⁹, M.D. Azmi², S. Bablok⁸, M. Bach³⁵, A. Badalà²⁴, Y.W. Baek^{38,b}, S. Bagnasco¹⁰⁵, R. Bailhache^{31,f}, R. Bala¹⁰⁴, A. Baldisseri⁸⁹, A. Baldit²⁶, J. Bán⁵⁶, R. Barbera²³, G.G. Barnaföldi¹⁸, L. Barnby¹², V. Barret²⁶, J. Bartke²⁹, F. Barile⁵, M. Basile¹³, V. Basmanov⁹⁴, N. Bastid²⁶, B. Bathen⁷¹, G. Batigne⁷², B. Batyunya³⁴, C. Baumann^{71,f}, I.G. Bearden²⁸, B. Becker^{20,g}, I. Belikov⁹⁹, R. Bellwied³³, E. Belmont-Moreno⁶⁴, A. Belogianni⁴, L. Benhabib⁷², S. Beole¹⁰⁴, I. Berceau¹⁷, A. Bercuci^{31,h}, E. Berdermann³¹, Y. Berdnikov³⁹, L. Betev⁴⁰, A. Bhasin⁴⁸, A.K. Bhati²⁵, L. Bianchi¹⁰⁴, N. Bianchi³⁷, C. Bianchin⁷⁹, J. Bielčík⁸¹, J. Bielčíková⁸⁶, A. Bilandžić³, L. Bimbot⁷⁷, E. Biolcati¹⁰⁴, A. Blanc²⁶, F. Blanco^{23,i}, F. Blanco⁶², D. Blau⁶⁹, C. Blume³⁶, M. Boccioni⁴⁰, N. Bock²⁷, A. Bogdanov⁶⁸, H. Bøggild²⁸, M. Bogolyubsky⁸³, J. Bohm⁹⁶, L. Boldizsár¹⁸, M. Bombara⁵⁵, C. Bombonati^{79,k}, M. Bondila⁴⁹, H. Borel⁸⁹, A. Borisov⁵⁰, C. Bortolin^{79,ao}, S. Bose⁵², L. Bosisio¹⁰¹, F. Bossú¹⁰⁴, M. Botje³, S. Böttger⁴³, G. Bourdaud⁷², B. Boyer⁷⁷, M. Braun⁹⁸, P. Braun-Munzinger^{31,32,c}, L. Bravina⁷⁸, M. Bregant^{101,l}, T. Breitner⁴³, G. Bruckner⁴⁰, R. Brun⁴⁰, E. Bruna⁷³, G.E. Bruno⁵, D. Budnikov⁹⁴, H. Buesching³⁶, P. Buncic⁴⁰, O. Busch⁴⁴, Z. Buthelezi²², D. Caffarri⁷⁹, X. Cai¹¹¹, H. Caines⁷³, E. Camacho⁶⁵, P. Camerini¹⁰¹, M. Campbell⁴⁰, V. Canoa Roman⁴⁰, G.P. Capitani³⁷, G. Cara Romeo¹⁴, F. Carena⁴⁰, W. Carena⁴⁰, F. Carminati⁴⁰, A. Casanova Díaz³⁷, M. Caselle⁴⁰, J. Castillo Castellanos⁸⁹, J.F. Castillo Hernandez³¹, V. Catanescu¹⁷, E. Cattaruzza¹⁰¹, C. Cavicchioli⁴⁰, P. Cerello¹⁰⁵, V. Chambert⁷⁷, B. Chang⁹⁶, S. Chapeland⁴⁰, A. Charpy⁷⁷, J.L. Charvet⁸⁹, S. Chattopadhyay⁵², S. Chattopadhyay⁵³, M. Cherney⁷⁶, C. Cheshkov⁴⁰, B. Cheynis⁶¹, E. Chiavassa¹⁰⁴, V. Chibante Barroso⁴⁰, D.D. Chinellato²¹, P. Chochula⁴⁰, K. Choi⁸⁵, M. Chojnacki¹⁰⁶, P. Christakoglou¹⁰⁶, C.H. Christensen²⁸, P. Christiansen⁶⁰, T. Chujo¹⁰³, F. Chuman⁴⁵, C. Cicalo²⁰, L. Cifarelli¹³, F. Cindolo¹⁴, J. Cleymans²², O. Cobanoglu¹⁰⁴, J.-P. Coffin⁹⁹, S. Coli¹⁰⁵, A. Colla⁴⁰, G. Conesa Balbastre³⁷, Z. Conesa del Valle^{72,m}, E.S. Conner¹¹⁰, P. Constantin⁴⁴, G. Contin^{101,k}, J.G. Contreras⁶⁵, Y. Corrales Morales¹⁰⁴, T.M. Cormier³³, P. Cortese¹, I. Cortés Maldonado⁸⁴, M.R. Cosentino²¹, F. Costa⁴⁰, M.E. Cotallo⁶², E. Crescio⁶⁵, P. Crochet²⁶, E. Cuautle⁶³, L. Cunqueiro³⁷, J. Cussonneau⁷², A. Dainese⁸⁰, H.H. Dalsgaard²⁸, A. Danu¹⁶, I. Das⁵², A. Dash¹¹, S. Dash¹¹, G.O.V. de Barros⁹³, A. De Caro⁹⁰, G. de Cataldo⁶, J. de Cuveland^{43,c}, A. De Falco¹⁹, M. De Gaspari⁴⁴, J. de Groot⁴⁰, D. De Gruttola⁹⁰, N. De Marco¹⁰⁵, S. De Pasquale⁹⁰, R. De Remigis¹⁰⁵, R. de Rooij¹⁰⁶, G. de Vaux²², H. Delagrange⁷², G. Dellacasa¹, A. Deloff¹⁰⁷, V. Demanov⁹⁴, E. Dénes¹⁸, A. Deppman⁹³, G. D’Erasmus⁵, D. Derkach⁹⁸, A. Devaux²⁶, D. Di Bari⁵, C. Di Giglio^{5,k}, S. Di Liberto⁸⁸, A. Di Mauro⁴⁰, P. Di Nezza³⁷, M. Dialinas⁷², L. Díaz⁶³, R. Díaz⁴⁹, T. Dietel⁷¹, R. Divià⁴⁰, Ø. Djuvsland⁸, V. Dobretsov⁶⁹, A. Dobrin⁶⁰, T. Dobrowolski¹⁰⁷, B. Dönigus³¹, I. Domínguez⁶³, D.M.M. Don⁴⁶, O. Dordic⁷⁸, A.K. Dubey⁵³, J. Dubuisson⁴⁰, L. Ducroux⁶¹, P. Dupieux²⁶, A.K. Dutta Majumdar⁵², M.R. Dutta Majumdar⁵³, D. Elia⁶, D. Emschermann^{44,o}, A. Enokizono⁷⁵, B. Espagnon⁷⁷, M. Estienne⁷², S. Esumi¹⁰³, D. Evans¹², S. Evrard⁴⁰, G. Eyyubova⁷⁸, C.W. Fabjan^{40,p}, D. Fabris⁸⁰, J. Faivre⁴¹, D. Falchieri¹³, A. Fantoni³⁷, M. Fasel³¹, O. Fateev³⁴, R. Fearick²², A. Fedunov³⁴, D. Fehler⁸, V. Fekete¹⁵, D. Felea¹⁶, B. Fenton-Olsen^{28,q}, G. Feofilov⁹⁸, A. Fernández Téllez⁸⁴, E.G. Ferreira⁹², A. Ferretti¹⁰⁴, R. Ferretti^{1,r}, M.A.S. Figueredo⁹³, S. Filchagin⁹⁴, R. Fini⁶, F.M. Fionda⁵, E.M. Fiore⁵, M. Floris^{19,k}, Z. Fodor¹⁸, S. Foertsch²², P. Foka³¹, S. Fokin⁶⁹, F. Formenti⁴⁰, E. Fragiaco¹⁰², M. Fragkiadakis⁴, U. Frankenfeld³¹, A. Frolov⁷⁴, U. Fuchs⁴⁰, F. Furano⁴⁰, C. Furget⁴¹, M. Fusco Girard⁹⁰, J.J. Gaardhøje²⁸, S. Gadrat⁴¹, M. Gagliardi¹⁰⁴, A. Gago⁵⁸, M. Gallio¹⁰⁴, P. Ganoti⁴, M.S. Ganti⁵³, C. Garabatos³¹, C. García Trapaga¹⁰⁴, J. Gebelein⁴³, R. Gemme¹,

M. Germain⁷², A. Gheata⁴⁰, M. Gheata⁴⁰, B. Ghidini⁵, P. Ghosh⁵³, G. Giraudo¹⁰⁵, P. Giubellino¹⁰⁵, E. Gladysz-Dziadus²⁹, R. Glasow^{71,t}, P. Glässel⁴⁴, A. Glenn⁵⁹, R. Gómez Jiménez³⁰, H. González Santos⁸⁴, L.H. González-Trueba⁶⁴, P. González-Zamora⁶², S. Gorbunov^{43,c}, Y. Gorbunov⁷⁶, S. Gotovac⁹⁷, H. Gottschlag⁷¹, V. Grabski⁶⁴, R. Grajcarek⁴⁴, A. Grelli¹⁰⁶, A. Grigoras⁴⁰, C. Grigoras⁴⁰, V. Grigoriev⁶⁸, A. Grigoryan¹¹², S. Grigoryan³⁴, B. Grinyov⁵⁰, N. Grion¹⁰², P. Gros⁶⁰, J.F. Grosse-Oetringhaus⁴⁰, J.-Y. Grossiord⁶¹, R. Grosso⁸⁰, F. Guber⁶⁶, R. Guernane⁴¹, B. Guerzoni¹³, K. Gulbrandsen²⁸, H. Gulkanyan¹¹², T. Gunji¹⁰⁰, A. Gupta⁴⁸, R. Gupta⁴⁸, H.-A. Gustafsson^{60,t}, H. Gutbrod³¹, Ø. Haaland⁸, C. Hadjidakis⁷⁷, M. Haiduc¹⁶, H. Hamagaki¹⁰⁰, G. Hamar¹⁸, J. Hamblen⁵¹, B.H. Han⁹⁵, J.W. Harris⁷³, M. Hartig³⁶, A. Harutyunyan¹¹², D. Hasch³⁷, D. Hasegan¹⁶, D. Hatzifotiadou¹⁴, A. Hayrapetyan¹¹², M. Heide⁷¹, M. Heinz⁷³, H. Helstrup⁹, A. Herghelegiu¹⁷, C. Hernández³¹, G. Herrera Corral⁶⁵, N. Herrmann⁴⁴, K.F. Hetland⁹, B. Hicks⁷³, A. Hiei⁴⁵, P.T. Hille^{78,u}, B. Hippolyte⁹⁹, T. Horaguchi^{45,v}, Y. Hori¹⁰⁰, P. Hristov⁴⁰, I. Hřivnáčová⁷⁷, S. Hu⁷, M. Huang⁸, S. Huber³¹, T.J. Humanic²⁷, D. Hutter³⁵, D.S. Hwang⁹⁵, R. Ichou⁷², R. Ilkaev⁹⁴, I. Ilkiv¹⁰⁷, M. Inaba¹⁰³, P.G. Innocenti⁴⁰, M. Ippolitov⁶⁹, M. Irfan², C. Ivan¹⁰⁶, A. Ivanov⁹⁸, M. Ivanov³¹, V. Ivanov³⁹, T. Iwasaki⁴⁵, A. Jacholkowski⁴⁰, P. Jacobs¹⁰, L. Jančurová³⁴, S. Jangal⁹⁹, R. Janik¹⁵, C. Jena¹¹, S. Jena⁷⁰, L. Jirdeh⁴⁰, G.T. Jones¹², P.G. Jones¹², P. Jovanović¹², H. Jung³⁸, W. Jung³⁸, A. Jusko¹², A.B. Kaidalov⁶⁷, S. Kalcher^{43,c}, P. Kaliňák⁵⁶, M. Kalisky⁷¹, T. Kalliokoski⁴⁹, A. Kalweit³², A. Kamal², R. Kamermans¹⁰⁶, K. Kanaki⁸, E. Kang³⁸, J.H. Kang⁹⁶, J. Kapitan⁸⁶, V. Kaplin⁶⁸, S. Kapusta⁴⁰, O. Karavichev⁶⁶, T. Karavicheva⁶⁶, E. Karpechev⁶⁶, A. Kazantsev⁶⁹, U. Keschull⁴³, R. Keidel¹¹⁰, M.M. Khan², S.A. Khan⁵³, A. Khanzadeev³⁹, Y. Kharlov⁸³, D. Kikola¹⁰⁸, B. Kileng⁹, D.J. Kim⁴⁹, D.S. Kim³⁸, D.W. Kim³⁸, H.N. Kim³⁸, J. Kim⁸³, J.H. Kim⁹⁵, J.S. Kim³⁸, M. Kim³⁸, M. Kim⁹⁶, S.H. Kim³⁸, S. Kim⁹⁵, Y. Kim⁹⁶, S. Kirsch⁴⁰, I. Kisel^{43,e}, S. Kiselev⁶⁷, A. Kisel^{27,k}, J.L. Klay⁹¹, J. Klein⁴⁴, C. Klein-Bösing^{40,o}, M. Kliemant³⁶, A. Klovning⁸, A. Kluge⁴⁰, M.L. Knichel³¹, S. Kniese³⁶, K. Koch⁴⁴, R. Kolevatov⁷⁸, A. Kolojvari⁹⁸, V. Kondratiev⁹⁸, N. Kondratyeva⁶⁸, A. Konevskih⁶⁶, E. Kornas²⁹, R. Kour¹², M. Kowalski²⁹, S. Kox⁴¹, K. Kozlov⁶⁹, J. Kral^{81,l}, I. Králik⁵⁶, F. Kramer³⁶, I. Kraus^{32,e}, A. Kravčáková⁵⁵, T. Krawutschke⁵⁴, M. Krivda¹², D. Krumbhorn⁴⁴, M. Krus⁸¹, E. Kryshen³⁹, M. Krzewicki³, Y. Kucheriaev⁶⁹, C. Kuhn⁹⁹, P.G. Kuijter³, L. Kumar²⁵, N. Kumar²⁵, R. Kupczak¹⁰⁸, P. Kurashvili¹⁰⁷, A. Kurepin⁶⁶, A.N. Kurepin⁶⁶, A. Kuryakin⁹⁴, S. Kushpil⁸⁶, V. Kushpil⁸⁶, M. Kutouski³⁴, H. Kvaerno⁷⁸, M.J. Kweon⁴⁴, Y. Kwon⁹⁶, P. La Rocca^{23,w}, F. Lackner⁴⁰, P. Ladrón de Guevara⁶², V. Lafage⁷⁷, C. Lal⁴⁸, C. Lara⁴³, D.T. Larsen⁸, G. Laurenti¹⁴, C. Lazzeroni¹², Y. Le Bornec⁷⁷, N. Le Bris⁷², H. Lee⁸⁵, K.S. Lee³⁸, S.C. Lee³⁸, F. Lefèvre⁷², M. Lenhardt⁷², L. Leistam⁴⁰, J. Lehnert³⁶, V. Lenti⁶, H. León⁶⁴, I. León Monzón³⁰, H. León Vargas³⁶, P. Lévai¹⁸, X. Li⁷, Y. Li⁷, R. Lietava¹², S. Lindal⁷⁸, V. Lindenstruth^{43,c}, C. Lippmann⁴⁰, M.A. Lisa²⁷, L. Liu⁸, V. Loginov⁶⁸, S. Lohn⁴⁰, X. Lopez²⁶, M. López Noriega⁷⁷, R. López-Ramírez⁸⁴, E. López Torres⁴², G. Løvholden⁷⁸, A. Lozea Feijo Soares⁹³, S. Lu⁷, M. Lunardon⁷⁹, G. Luparello¹⁰⁴, L. Luquin⁷², J.-R. Lutz⁹⁹, K. Ma¹¹¹, R. Ma⁷³, D.M. Madagodahettige-Don⁴⁶, A. Maevskaya⁶⁶, M. Mager^{32,k}, D.P. Mahapatra¹¹, A. Maire⁹⁹, I. Makhlyueva⁴⁰, D. Mal'Kevich⁶⁷, M. Malaev³⁹, K.J. Malagalage⁷⁶, I. Maldonado Cervantes⁶³, M. Malek⁷⁷, T. Malkiewicz⁴⁹, P. Malzacher³¹, A. Mamonov⁹⁴, L. Manceau²⁶, L. Mangotra⁴⁸, V. Manko⁶⁹, F. Manso²⁶, V. Manzari⁶, Y. Mao^{111,y}, J. Mareš⁸², G.V. Margagliotti¹⁰¹, A. Margotti¹⁴, A. Marín³¹, I. Martashvili⁵¹, P. Martinengo⁴⁰, M.I. Martínez Hernández⁸⁴, A. Martínez Davalos⁶⁴, G. Martínez García⁷², Y. Maruyama⁴⁵, A. Marzari Chiesa¹⁰⁴, S. Masciocchi³¹, M. Masera¹⁰⁴, M. Masetti¹³, A. Masoni²⁰, L. Massacrier⁶¹, M. Mastromarco⁶, A. Mastroserio^{5,k}, Z.L. Matthews¹², A. Matyja^{29,ai}, D. Mayani⁶³, G. Mazza¹⁰⁵, M.A. Mazzoni⁸⁸, F. Meddi⁸⁷, A. Menchaca-Rocha⁶⁴, P. Mendez Lorenzo⁴⁰, M. Meoni⁴⁰, J. Mercado Pérez⁴⁴, P. Mereu¹⁰⁵, Y. Miake¹⁰³, A. Michalon⁹⁹, N. Miftakhov³⁹, J. Milosevic⁷⁸, F. Minafra⁵, A. Mischke¹⁰⁶, D. Miśkowiec³¹, C. Mitu¹⁶, K. Mizoguchi⁴⁵, J. Mlynarz³³, B. Mohanty⁵³, L. Molnar^{18,k}, M.M. Mondal⁵³, L. Montaña Zetina^{65,z}, M. Monteno¹⁰⁵, E. Montes⁶², M. Morando⁷⁹, S. Moretto⁷⁹, A. Morsch⁴⁰, T. Moukhanova⁶⁹, V. Muccifora³⁷, E. Mudnic⁹⁷, S. Muhuri⁵³, H. Müller⁴⁰, M.G. Munhoz⁹³, J. Muñoz⁸⁴, L. Musa⁴⁰, A. Musso¹⁰⁵, B.K. Nandi⁷⁰, R. Nania¹⁴, E. Nappi⁶, F. Navach⁵, S. Navin¹², T.K. Nayak⁵³, S. Nazarenko⁹⁴, G. Nazarov⁹⁴, A. Nedosekin⁶⁷, F. Nendaz⁶¹, J. Newby⁵⁹, A. Nianine⁶⁹, M. Nicassio^{6,k}, B.S. Nielsen²⁸, S. Nikolaev⁶⁹, V. Nikolic¹¹³, S. Nikulin⁶⁹, V. Nikulin³⁹, B.S. Nilsen⁷⁶, M.S. Nilsson⁷⁸, F. Noferini¹⁴, P. Nomokonov³⁴, G. Nooren¹⁰⁶, N. Novitzky⁴⁹, A. Nyatha⁷⁰, C. Nygaard²⁸, A. Nyiri⁷⁸, J. Nystrand⁸, A. Ochirov⁹⁸, G. Odyniec¹⁰, H. Oeschler³², M. Oinonen⁴⁹, K. Okada¹⁰⁰, Y. Okada⁴⁵, M. Oldenburg⁴⁰, J. Oleniacz¹⁰⁸, C. Oppedisano¹⁰⁵, F. Orsini⁸⁹, A. Ortiz Velasquez⁶³, G. Ortona¹⁰⁴, A. Oskarsson⁶⁰, F. Osmic⁴⁰, L. Österman⁶⁰, P. Ostrowski¹⁰⁸, I. Otterlund⁶⁰, J. Otwinowski³¹, G. Øvrebekk⁸, K. Oyama⁴⁴, K. Ozawa¹⁰⁰, Y. Pachmayer⁴⁴, M. Pachr⁸¹, F. Padilla¹⁰⁴, P. Pagano⁹⁰, G. Paic⁶³, F. Painke⁴³, C. Pajares⁹², S. Pal^{52,ab}, S.K. Pal⁵³, A. Palaha¹², A. Palmeri²⁴, R. Panse⁴³, V. Papikyan¹¹², G.S. Pappalardo²⁴, W.J. Park³¹, B. Pastirčák⁵⁶, C. Pastore⁶, V. Paticchio⁶, A. Pavlinov³³, T. Pawlak¹⁰⁸,

T. Peitzmann¹⁰⁶, A. Pepato⁸⁰, H. Pereira⁸⁹, D. Peressouko⁶⁹, C. Pérez⁵⁸, D. Perini⁴⁰, D. Perrino^{5,k}, W. Peryt¹⁰⁸, J. Peschek^{43,c}, A. Pesci¹⁴, V. Peskov^{63,k}, Y. Pestov⁷⁴, A.J. Peters⁴⁰, V. Petráček⁸¹, A. Petridis^{4,t}, M. Petris¹⁷, P. Petrov¹², M. Petrovici¹⁷, C. Petta²³, J. Peyré⁷⁷, S. Piano¹⁰², A. Piccotti¹⁰⁵, M. Pikna¹⁵, P. Pillot⁷², O. Pinazza^{14,k}, L. Pinsky⁴⁶, N. Pitz³⁶, F. Piuze⁴⁰, R. Platt¹², M. Płoskoń¹⁰, J. Pluta¹⁰⁸, T. Pocheptsov^{34,ac}, S. Pochybova¹⁸, P.L.M. Podesta Lerma³⁰, F. Poggio¹⁰⁴, M.G. Poghosyan¹⁰⁴, K. Polák⁸², B. Polichtchouk⁸³, P. Polozov⁶⁷, V. Polyakov³⁹, B. Pommeresch⁸, A. Pop¹⁷, F. Posa⁵, V. Pospišil⁸¹, B. Potukuchi⁴⁸, J. Pouthas⁷⁷, S.K. Prasad⁵³, R. Preghenella^{13,w}, F. Prino¹⁰⁵, C.A. Pruneau³³, I. Pshenichnov⁶⁶, G. Puddu¹⁹, P. Pujahari⁷⁰, A. Pulvirenti²³, A. Punin⁹⁴, V. Punin⁹⁴, M. Putiš⁵⁵, J. Putschke⁷³, E. Quercigh⁴⁰, A. Rachevski¹⁰², A. Rademakers⁴⁰, S. Radomski⁴⁴, T.S. Rähkä⁴⁹, J. Rak⁴⁹, A. Rakotozafindrabe⁸⁹, L. Ramello¹, A. Ramírez Reyes⁶⁵, M. Rammler⁷¹, R. Raniwala⁴⁷, S. Raniwala⁴⁷, S.S. Räsänen⁴⁹, I. Rashevskaya¹⁰², S. Rath¹¹, K.F. Read⁵¹, J.S. Real⁴¹, K. Redlich^{107,ap}, R. Renfordt³⁶, A.R. Reolon³⁷, A. Reshetin⁶⁶, F. Rettig^{43,c}, J.-P. Revol⁴⁰, K. Reygers^{71,ad}, H. Ricaud³², L. Riccati¹⁰⁵, R.A. Ricci⁵⁷, M. Richter⁸, P. Riedler⁴⁰, W. Riegler⁴⁰, F. Riggi²³, A. Rivetti¹⁰⁵, M. Rodriguez Cahuantzi⁸⁴, K. Røed⁹, D. Röhrich^{40,af}, S. Román López⁸⁴, R. Romita^{5,e}, F. Ronchetti³⁷, P. Rosinsky⁴⁰, P. Rosnet²⁶, S. Rossegger⁴⁰, A. Rossi¹⁰¹, F. Roukoutakis^{40,ag}, S. Rousseau⁷⁷, C. Roy^{72,m}, P. Roy⁵², A.J. Rubio-Montero⁶², R. Rui¹⁰¹, I. Rusanov⁴⁴, G. Russo⁹⁰, E. Ryabinkin⁶⁹, A. Rybicki²⁹, S. Sadovsky⁸³, K. Šafařík⁴⁰, R. Sahoo⁷⁹, J. Saini⁵³, P. Saiz⁴⁰, D. Sakata¹⁰³, C.A. Salgado⁹², R. Salgueiro Domingues da Silva⁴⁰, S. Salur¹⁰, T. Samanta⁵³, S. Sambyal⁴⁸, V. Samsonov³⁹, L. Šándor⁵⁶, A. Sandoval⁶⁴, M. Sano¹⁰³, S. Sano¹⁰⁰, R. Santo⁷¹, R. Santoro⁵, J. Sarkamo⁴⁹, P. Saturnini²⁶, E. Scapparone¹⁴, F. Scarlassara⁷⁹, R.P. Scharenberg¹⁰⁹, C. Schiaua¹⁷, R. Schicker⁴⁴, H. Schindler⁴⁰, C. Schmidt³¹, H.R. Schmidt³¹, K. Schossmaier⁴⁰, S. Schreiner⁴⁰, S. Schuchmann³⁶, J. Schukraft^{40,a}, Y. Schutz⁷², K. Schwarz³¹, K. Schweda⁴⁴, G. Scioli¹³, E. Scomparin¹⁰⁵, G. Segato⁷⁹, D. Semenov⁹⁸, S. Senyukov¹, J. Seo³⁸, S. Serçi¹⁹, L. Serkin⁶³, E. Serradilla⁶², A. Sevcenco¹⁶, I. Sgura⁵, G. Shabratova³⁴, R. Shahoyan⁴⁰, G. Sharkov⁶⁷, N. Sharma²⁵, S. Sharma⁴⁸, K. Shigaki⁴⁵, M. Shimomura¹⁰³, K. Shtejer⁴², Y. Sibiraki⁶⁹, M. Siciliano¹⁰⁴, E. Sicking^{40,ah}, E. Siddi²⁰, T. Siemiarczuk¹⁰⁷, A. Silenzi¹³, D. Silvermyr⁷⁵, E. Simili¹⁰⁶, G. Simonetti^{5,k}, R. Singaraju⁵³, R. Singh⁴⁸, V. Singhal⁵³, B.C. Sinha⁵³, T. Sinha⁵², B. Sitar¹⁵, M. Sitta¹, T.B. Skaali⁷⁸, K. Skjerdal⁸, R. Smakal⁸¹, N. Smirnov⁷³, R. Snellings³, H. Snow¹², C. Søgaard²⁸, A. Soloviev⁸³, H.K. Soltveit⁴⁴, R. Soltz⁵⁹, W. Sommer³⁶, C.W. Son⁸⁵, H. Son⁹⁵, M. Song⁹⁶, C. Soos⁴⁰, F. Soramel⁷⁹, D. Soyk³¹, M. Spyropoulou-Stassinaki⁴, B.K. Srivastava¹⁰⁹, J. Stachel⁴⁴, F. Staley⁸⁹, E. Stan¹⁶, G. Stefanek¹⁰⁷, G. Stefanini⁴⁰, T. Steinbeck^{43,c}, E. Stenlund⁶⁰, G. Steyn²², D. Stocco^{104,ai}, R. Stock³⁶, P. Stolpovsky⁸³, P. Strmen¹⁵, A.A.P. Suaide⁹³, M.A. Subieta Vásquez¹⁰⁴, T. Sugitate⁴⁵, C. Suire⁷⁷, M. Šumbera⁸⁶, T. Susa¹¹³, D. Swoboda⁴⁰, J. Symons¹⁰, A. Szanto de Toledo⁹³, I. Szarka¹⁵, A. Szostak²⁰, M. Szuba¹⁰⁸, M. Tadel⁴⁰, C. Tagridis⁴, A. Takahara¹⁰⁰, J. Takahashi²¹, R. Tanabe¹⁰³, D.J. Tapia Takaki⁷⁷, H. Taureg⁴⁰, A. Tauro⁴⁰, M. Tavlet⁴⁰, G. Tejada Muñoz⁸⁴, A. Telesca⁴⁰, C. Terrevoli⁵, J. Thäder^{43,c}, R. Tieulent⁶¹, D. Tlusty⁸¹, A. Toia⁴⁰, T. Tolyhy¹⁸, C. Torcato de Matos⁴⁰, H. Torii⁴⁵, G. Torralba⁴³, L. Toscano¹⁰⁵, F. Tosello¹⁰⁵, A. Tournaire^{72,aj}, T. Traczyk¹⁰⁸, P. Tribedy⁵³, G. Tröger⁴³, D. Truesdale²⁷, W.H. Trzaska⁴⁹, G. Tsileidakis⁴⁴, E. Tsilis⁴, T. Tsuji¹⁰⁰, A. Tumkin⁹⁴, R. Turrisi⁸⁰, A. Turvey⁷⁶, T.S. Tveter⁷⁸, H. Tydesjö⁴⁰, K. Tywoniuk⁷⁸, J. Ulery³⁶, K. Ullaland⁸, A. Uras¹⁹, J. Urbán⁵⁵, G.M. Urciuoli⁸⁸, G.L. Usai¹⁹, A. Vacchi¹⁰², M. Vala^{34,j}, L. Valencia Palomo⁶⁴, S. Vallero⁴⁴, N. van der Kolk³, P. Vande Vyvre⁴⁰, M. van Leeuwen¹⁰⁶, L. Vannucci⁵⁷, A. Vargas⁸⁴, R. Varma⁷⁰, A. Vasiliev⁶⁹, I. Vassiliev^{43,ag}, M. Vasileiou⁴, V. Vechernin⁹⁸, M. Venaruzzo¹⁰¹, E. Vercellin¹⁰⁴, S. Vergara⁸⁴, R. Vernet^{23,ak}, M. Verweij¹⁰⁶, I. Vetlitskiy⁶⁷, L. Vickovic⁹⁷, G. Viesti⁷⁹, O. Vikhlyantsev⁹⁴, Z. Vilakazi²², O. Villalobos Baillie¹², A. Vinogradov⁶⁹, L. Vinogradov⁹⁸, Y. Vinogradov⁹⁴, T. Virgili⁹⁰, Y.P. Viyogi⁵³, A. Vodopianov³⁴, K. Voloshin⁶⁷, S. Voloshin³³, G. Volpe⁵, B. von Haller⁴⁰, D. Vranic³¹, J. Vrláková⁵⁵, B. Vulpescu²⁶, B. Wagner⁸, V. Wagner⁸¹, L. Wallet⁴⁰, R. Wan^{111,m}, D. Wang¹¹¹, Y. Wang⁴⁴, K. Watanabe¹⁰³, Q. Wen⁷, J. Wessels⁷¹, U. Westerhoff⁷¹, J. Wiechula⁴⁴, J. Wikne⁷⁸, A. Wilk⁷¹, G. Wilk¹⁰⁷, M.C.S. Williams¹⁴, N. Willis⁷⁷, B. Windelband⁴⁴, C. Xu¹¹¹, C. Yang¹¹¹, H. Yang⁴⁴, S. Yasnopolskiy⁶⁹, F. Yermia⁷², J. Yi⁸⁵, Z. Yin¹¹¹, H. Yokoyama¹⁰³, I.-K. Yoo⁸⁵, X. Yuan^{111,am}, V. Yurevich³⁴, I. Yushmanov⁶⁹, E. Zabrodin⁷⁸, B. Zagreev⁶⁷, A. Zalite³⁹, C. Zampolli^{40,an}, Yu. Zanevsky³⁴, S. Zaporozhets³⁴, A. Zarochentsev⁹⁸, P. Závada⁸², H. Zbroszczyk¹⁰⁸, P. Zelniczek⁴³, A. Zenin⁸³, A. Zepeda⁶⁵, I. Zgura¹⁶, M. Zhalov³⁹, X. Zhang^{111,b}, D. Zhou¹¹¹, S. Zhou⁷, J. Zhu¹¹¹, A. Zichichi^{13,w}, A. Zinchenko³⁴, G. Zinoviev⁵⁰, Y. Zoccarato⁶¹, V. Zycháček⁸¹, M. Zynovyev⁵⁰

¹Dipartimento di Scienze e Tecnologie Avanzate dell'Università del Piemonte Orientale and Gruppo Collegato INFN, Alessandria, Italy

²Department of Physics Aligarh Muslim University, Aligarh, India

³National Institute for Nuclear and High Energy Physics (NIKHEF), Amsterdam, Netherlands

⁴Physics Department, University of Athens, Athens, Greece

⁵Dipartimento Interateneo di Fisica 'M. Merlin' and Sezione INFN, Bari, Italy

⁶Sezione INFN, Bari, Italy

- ⁷China Institute of Atomic Energy, Beijing, China
- ⁸Department of Physics and Technology, University of Bergen, Bergen, Norway
- ⁹Faculty of Engineering, Bergen University College, Bergen, Norway
- ¹⁰Lawrence Berkeley National Laboratory, Berkeley, CA, USA
- ¹¹Institute of Physics, Bhubaneswar, India
- ¹²School of Physics and Astronomy, University of Birmingham, Birmingham, UK
- ¹³Dipartimento di Fisica dell'Università and Sezione INFN, Bologna, Italy
- ¹⁴Sezione INFN, Bologna, Italy
- ¹⁵Faculty of Mathematics, Physics and Informatics, Comenius University, Bratislava, Slovakia
- ¹⁶Institute of Space Sciences (ISS), Bucharest, Romania
- ¹⁷National Institute for Physics and Nuclear Engineering, Bucharest, Romania
- ¹⁸KFKI Research Institute for Particle and Nuclear Physics, Hungarian Academy of Sciences, Budapest, Hungary
- ¹⁹Dipartimento di Fisica dell'Università and Sezione INFN, Cagliari, Italy
- ²⁰Sezione INFN, Cagliari, Italy
- ²¹Universidade Estadual de Campinas (UNICAMP), Campinas, Brazil
- ²²Physics Department, University of Cape Town, iThemba Laboratories, Cape Town, South Africa
- ²³Dipartimento di Fisica e Astronomia dell'Università and Sezione INFN, Catania, Italy
- ²⁴Sezione INFN, Catania, Italy
- ²⁵Physics Department, Panjab University, Chandigarh, India
- ²⁶Laboratoire de Physique Corpusculaire (LPC), Clermont Université, Université Blaise Pascal, CNRS-IN2P3, Clermont-Ferrand, France
- ²⁷Department of Physics, Ohio State University, Columbus, OH, USA
- ²⁸Niels Bohr Institute, University of Copenhagen, Copenhagen, Denmark
- ²⁹The Henryk Niewodniczanski Institute of Nuclear Physics, Polish Academy of Sciences, Cracow, Poland
- ³⁰Universidad Autónoma de Sinaloa, Culiacán, Mexico
- ³¹Research Division and ExtreMe Matter Institute EMMI, GSI Helmholtzzentrum für Schwerionenforschung, Darmstadt, Germany
- ³²Institut für Kernphysik, Technische Universität Darmstadt, Darmstadt, Germany
- ³³Wayne State University, Detroit, MI, USA
- ³⁴Joint Institute for Nuclear Research (JINR), Dubna, Russia
- ³⁵Frankfurt Institute for Advanced Studies, Johann Wolfgang Goethe-Universität Frankfurt, Frankfurt, Germany
- ³⁶Institut für Kernphysik, Johann Wolfgang Goethe-Universität Frankfurt, Frankfurt, Germany
- ³⁷Laboratori Nazionali di Frascati, INFN, Frascati, Italy
- ³⁸Gangneung-Wonju National University, Gangneung, South Korea
- ³⁹Petersburg Nuclear Physics Institute, Gatchina, Russia
- ⁴⁰European Organization for Nuclear Research (CERN), Geneva, Switzerland
- ⁴¹Laboratoire de Physique Subatomique et de Cosmologie (LPSC), Université Joseph Fourier, CNRS-IN2P3, Institut Polytechnique de Grenoble, Grenoble, France
- ⁴²Centro de Aplicaciones Tecnológicas y Desarrollo Nuclear (CEADEN), Havana, Cuba
- ⁴³Kirchhoff-Institut für Physik, Ruprecht-Karls-Universität Heidelberg, Heidelberg, Germany
- ⁴⁴Physikalisches Institut, Ruprecht-Karls-Universität Heidelberg, Heidelberg, Germany
- ⁴⁵Hiroshima University, Hiroshima, Japan
- ⁴⁶University of Houston, Houston, TX, USA
- ⁴⁷Physics Department, University of Rajasthan, Jaipur, India
- ⁴⁸Physics Department, University of Jammu, Jammu, India
- ⁴⁹Helsinki Institute of Physics (HIP) and University of Jyväskylä, Jyväskylä, Finland
- ⁵⁰Bogolyubov Institute for Theoretical Physics, Kiev, Ukraine
- ⁵¹University of Tennessee, Knoxville, TN, USA
- ⁵²Saha Institute of Nuclear Physics, Kolkata, India
- ⁵³Variable Energy Cyclotron Centre, Kolkata, India
- ⁵⁴Fachhochschule Köln, Köln, Germany
- ⁵⁵Faculty of Science, P.J. Šafárik University, Košice, Slovakia
- ⁵⁶Institute of Experimental Physics, Slovak Academy of Sciences, Košice, Slovakia
- ⁵⁷Laboratori Nazionali di Legnaro, INFN, Legnaro, Italy
- ⁵⁸Sección Física, Departamento de Ciencias, Pontificia Universidad Católica del Perú, Lima, Peru
- ⁵⁹Lawrence Livermore National Laboratory, Livermore, CA, USA
- ⁶⁰Division of Experimental High Energy Physics, University of Lund, Lund, Sweden
- ⁶¹Institut de Physique Nucléaire de Lyon, Université de Lyon 1, CNRS/IN2P3, Lyon, France
- ⁶²Centro de Investigaciones Energéticas Medioambientales y Tecnológicas (CIEMAT), Madrid, Spain
- ⁶³Instituto de Ciencias Nucleares, Universidad Nacional Autónoma de México, Mexico City, Mexico
- ⁶⁴Instituto de Física, Universidad Nacional Autónoma de México, Mexico City, Mexico
- ⁶⁵Centro de Investigación y de Estudios Avanzados (CINVESTAV), Mexico City and Mérida, Mexico
- ⁶⁶Institute for Nuclear Research, Academy of Sciences, Moscow, Russia
- ⁶⁷Institute for Theoretical and Experimental Physics, Moscow, Russia
- ⁶⁸Moscow Engineering Physics Institute, Moscow, Russia
- ⁶⁹Russian Research Centre Kurchatov Institute, Moscow, Russia
- ⁷⁰Indian Institute of Technology, Mumbai, India

- ⁷¹Institut für Kernphysik, Westfälische Wilhelms-Universität Münster, Münster, Germany
⁷²SUBATECH, Ecole des Mines de Nantes, Université de Nantes, CNRS-IN2P3, Nantes, France
⁷³Yale University, New Haven, CT, USA
⁷⁴Budker Institute for Nuclear Physics, Novosibirsk, Russia
⁷⁵Oak Ridge National Laboratory, Oak Ridge, TN, USA
⁷⁶Physics Department, Creighton University, Omaha, NE, USA
⁷⁷Institut de Physique Nucléaire d'Orsay (IPNO), Université Paris-Sud, CNRS-IN2P3, Orsay, France
⁷⁸Department of Physics, University of Oslo, Oslo, Norway
⁷⁹Dipartimento di Fisica dell'Università and Sezione INFN, Padova, Italy
⁸⁰Sezione INFN, Padova, Italy
⁸¹Faculty of Nuclear Sciences and Physical Engineering, Czech Technical University in Prague, Prague, Czech Republic
⁸²Institute of Physics, Academy of Sciences of the Czech Republic, Prague, Czech Republic
⁸³Institute for High Energy Physics, Protvino, Russia
⁸⁴Benemérita Universidad Autónoma de Puebla, Puebla, Mexico
⁸⁵Pusan National University, Pusan, South Korea
⁸⁶Nuclear Physics Institute, Academy of Sciences of the Czech Republic, Řež u Prahy, Czech Republic
⁸⁷Dipartimento di Fisica dell'Università 'La Sapienza' and Sezione INFN, Rome, Italy
⁸⁸Sezione INFN, Rome, Italy
⁸⁹Commissariat à l'Energie Atomique, IRFU, Saclay, France
⁹⁰Dipartimento di Fisica 'E.R. Caianiello' dell'Università and Sezione INFN, Salerno, Italy
⁹¹California Polytechnic State University, San Luis Obispo, CA, USA
⁹²Departamento de Física de Partículas and IGFAE, Universidad de Santiago de Compostela, Santiago de Compostela, Spain
⁹³Universidade de São Paulo (USP), São Paulo, Brazil
⁹⁴Russian Federal Nuclear Center (VNIIEF), Sarov, Russia
⁹⁵Department of Physics, Sejong University, Seoul, South Korea
⁹⁶Yonsei University, Seoul, South Korea
⁹⁷Technical University of Split FESB, Split, Croatia
⁹⁸V. Fock Institute for Physics, St. Petersburg State University, St. Petersburg, Russia
⁹⁹Institut Pluridisciplinaire Hubert Curien (IPHC), Université de Strasbourg, CNRS-IN2P3, Strasbourg, France
¹⁰⁰University of Tokyo, Tokyo, Japan
¹⁰¹Dipartimento di Fisica dell'Università and Sezione INFN, Trieste, Italy
¹⁰²Sezione INFN, Trieste, Italy
¹⁰³University of Tsukuba, Tsukuba, Japan
¹⁰⁴Dipartimento di Fisica Sperimentale dell'Università and Sezione INFN, Turin, Italy
¹⁰⁵Sezione INFN, Turin, Italy
¹⁰⁶Institute for Subatomic Physics, Utrecht University, Utrecht, Netherlands
¹⁰⁷Soltan Institute for Nuclear Studies, Warsaw, Poland
¹⁰⁸Warsaw University of Technology, Warsaw, Poland
¹⁰⁹Purdue University, West Lafayette, IN, USA
¹¹⁰Zentrum für Technologietransfer und Telekommunikation (ZTT), Fachhochschule Worms, Worms, Germany
¹¹¹Hua-Zhong Normal University, Wuhan, China
¹¹²Yerevan Physics Institute, Yerevan, Armenia
¹¹³Rudjer Bošković Institute, Zagreb, Croatia

Received: 20 April 2010 / Revised: 6 May 2010 / Published online: 22 June 2010

© CERN for the benefit of the ALICE collaboration 2010. This article is published with open access at Springerlink.com

^a e-mail: jurgen.schukraft@cern.ch

^b Also at Laboratoire de Physique Corpusculaire (LPC), Clermont Université, Université Blaise Pascal, CNRS-IN2P3, Clermont-Ferrand, France.

^c Also at Frankfurt Institute for Advanced Studies, Johann Wolfgang Goethe-Universität Frankfurt, Frankfurt, Germany.

^d Now at Sezione INFN, Padova, Italy.

^e Now at Research Division and ExtreMe Matter Institute EMMI, GSI Helmholtzzentrum für Schwerionenforschung, Darmstadt, Germany.

^f Now at Institut für Kernphysik, Johann Wolfgang Goethe-Universität Frankfurt, Frankfurt, Germany.

^g Now at Physics Department, University of Cape Town, iThemba Laboratories, Cape Town, South Africa.

^h Now at National Institute for Physics and Nuclear Engineering, Bucharest, Romania.

ⁱ Also at University of Houston, Houston, TX, USA.

^j Now at Faculty of Science, P.J. Šafárik University, Košice, Slovakia.

^k Now at European Organization for Nuclear Research (CERN), Geneva, Switzerland.

^l Now at Helsinki Institute of Physics (HIP) and University of Jyväskylä, Jyväskylä, Finland.

^m Now at Institut Pluridisciplinaire Hubert Curien (IPHC), Université de Strasbourg, CNRS-IN2P3, Strasbourg, France.

ⁿ Now at Sezione INFN, Bari, Italy.

^o Now at Institut für Kernphysik, Westfälische Wilhelms-Universität Münster, Münster, Germany.

^p Now at University of Technology and Austrian Academy of Sciences, Vienna, Austria.

^q Also at Lawrence Livermore National Laboratory, Livermore, CA, USA.

Abstract The pseudorapidity density and multiplicity distribution of charged particles produced in proton–proton collisions at the LHC, at a centre-of-mass energy $\sqrt{s} = 7$ TeV, were measured in the central pseudorapidity region $|\eta| < 1$. Comparisons are made with previous measurements at $\sqrt{s} = 0.9$ TeV and 2.36 TeV. At $\sqrt{s} = 7$ TeV, for events with at least one charged particle in $|\eta| < 1$, we obtain $dN_{\text{ch}}/d\eta = 6.01 \pm 0.01$ (stat.) $_{-0.12}^{+0.20}$ (syst.). This corresponds to an increase of $57.6\% \pm 0.4\%$ (stat.) $_{-1.8}^{+3.6}\%$ (syst.) relative to collisions at 0.9 TeV, significantly higher than calculations from commonly used models. The multiplicity distribution at 7 TeV is described fairly well by the negative binomial distribution.

^rAlso at European Organization for Nuclear Research (CERN), Geneva, Switzerland.

^sNow at Sección Física, Departamento de Ciencias, Pontificia Universidad Católica del Perú, Lima, Peru.

^tDeceased.

^uNow at Yale University, New Haven, CT, USA.

^vNow at University of Tsukuba, Tsukuba, Japan.

^wAlso at Centro Fermi – Centro Studi e Ricerche e Museo Storico della Fisica “Enrico Fermi”, Rome, Italy.

^xNow at Dipartimento Interateneo di Fisica ‘M. Merlin’ and Sezione INFN, Bari, Italy.

^yAlso at Laboratoire de Physique Subatomique et de Cosmologie (LPSC), Université Joseph Fourier, CNRS-IN2P3, Institut Polytechnique de Grenoble, Grenoble, France.

^zNow at Dipartimento di Fisica Sperimentale dell’Università and Sezione INFN, Turin, Italy.

^{aa}Now at Physics Department, Creighton University, Omaha, NE, USA.

^{ab}Now at Commissariat à l’Energie Atomique, IRFU, Saclay, France.

^{ac}Also at Department of Physics, University of Oslo, Oslo, Norway.

^{ad}Now at Physikalisches Institut, Ruprecht-Karls-Universität Heidelberg, Heidelberg, Germany.

^{ae}Now at Institut für Kernphysik, Technische Universität Darmstadt, Darmstadt, Germany.

^{af}Now at Department of Physics and Technology, University of Bergen, Bergen, Norway.

^{ag}Now at Physics Department, University of Athens, Athens, Greece.

^{ah}Also at Institut für Kernphysik, Westfälische Wilhelms-Universität Münster, Münster, Germany.

^{ai}Now at SUBATECH, Ecole des Mines de Nantes, Université de Nantes, CNRS-IN2P3, Nantes, France.

^{aj}Now at Université de Lyon 1, CNRS/IN2P3, Institut de Physique Nucléaire de Lyon, Lyon, France.

^{ak}Now at Centre de Calcul IN2P3, Lyon, France.

^{al}Now at Variable Energy Cyclotron Centre, Kolkata, India.

^{am}Also at Dipartimento di Fisica dell’Università and Sezione INFN, Padova, Italy.

^{an}Also at Sezione INFN, Bologna, Italy.

^{ao}Also at Dipartimento di Fisica dell’Università, Udine, Italy.

^{ap}Also at Wrocław University, Wrocław, Poland.

1 Introduction

We present the pseudorapidity density and the multiplicity distribution for primary charged particles¹ from a sample of 3×10^5 proton–proton events at a centre-of-mass energy $\sqrt{s} = 7$ TeV collected with the ALICE detector [1] at the LHC [2], and compare them with our previous results at $\sqrt{s} = 0.9$ TeV and $\sqrt{s} = 2.36$ TeV [3, 4]. The present study is for the central pseudorapidity region $|\eta| < 1$.

In the previous measurements, the main contribution to systematic uncertainties came from the limited knowledge of cross sections and kinematics of diffractive processes. At 7 TeV, there is no experimental information available about these processes; therefore, we do not attempt to normalize our results to the classes of events used in our previous publications (inelastic events and non-single-diffractive events). Instead, we chose an event class requiring at least one charged particle in the pseudorapidity interval $|\eta| < 1$ ($\text{INEL} > 0_{|\eta| < 1}$), minimizing the model dependence of the corrections. We re-analyzed the data already published at 0.9 TeV and 2.36 TeV in order to normalize the results to this event class. These measurements have been compared to calculations with several commonly used models [5–10] which will allow a better tuning to accurately simulate minimum-bias and underlying-event effects. Currently, the expectations for 7 TeV differ significantly from one another, both for the average multiplicity and for the multiplicity distribution (see e.g. [11]).

2 ALICE detector and data collection

The ALICE detector is described in [1]. This analysis uses data from the Silicon Pixel Detector (SPD) and the VZERO counters, as described in [3, 4]. The SPD detector comprises two cylindrical layers (radii 3.9 and 7.6 cm) surrounding the central beam pipe, and covers the pseudorapidity ranges $|\eta| < 2$ and $|\eta| < 1.4$, for the inner and outer layers, respectively. The two VZERO scintillator hodoscopes are placed on either side of the interaction region at $z = 3.3$ m and $z = -0.9$ m, covering the pseudorapidity regions $2.8 < \eta < 5.1$ and $-3.7 < \eta < -1.7$, respectively.

Data were collected at a magnetic field of 0.5 T. The typical bunch intensity for collisions at 7 TeV was 1.5×10^{10} protons resulting in a luminosity around $10^{27} \text{ cm}^{-2} \text{ s}^{-1}$. There was only one bunch per beam colliding at the ALICE interaction point. The probability that a recorded event contains more than one collision was estimated to be around 2×10^{-3} . A consistent value was measured by counting the

¹Primary particles are defined as prompt particles produced in the collision and all decay products, except products from weak decays of strange particles.

events where more than one distinct vertex could be reconstructed. We checked that pileup events did not introduce a significant bias using a simulation.

The data at 0.9 TeV and 7 TeV were collected with a trigger requiring a hit in the SPD or in either one of the VZERO counters; i.e. essentially at least one charged particle anywhere in the 8 units of pseudorapidity. At 2.36 TeV, the VZERO detector was turned off; the trigger required at least one hit in the SPD ($|\eta| < 2$). The events were in coincidence with signals from two beam pick-up counters, one on each side of the interaction region, indicating the passage of proton bunches. Control triggers taken (with the exception of the 2.36 TeV data) for various combinations of beam and empty-beam buckets were used to measure beam-induced and accidental backgrounds. Most backgrounds were removed as described in [4]. The remaining background in the sample is of the order of 10^{-4} to 10^{-5} and can be neglected.

3 Event selection and analysis

The position of the interaction vertex was reconstructed by correlating hits in the two silicon-pixel layers. The vertex resolution achieved depends on the track multiplicity, and is typically 0.1–0.3 mm in the longitudinal (z) and 0.2–0.5 mm in the transverse direction.

The analysis is based on using hits in the two SPD layers to form short track segments, called tracklets. A tracklet is defined by a hit combination, one hit in the inner and one in the outer SPD layer, pointing to the reconstructed vertex. The tracklet algorithm is described in [3, 4].

Events used in the analysis were required to have a reconstructed vertex and at least one SPD tracklet with $|\eta| < 1$. We restrict the z -vertex range to $|z| < 5.5$ cm to ensure that the η -interval is entirely within the SPD acceptance. After this selection, 47 000, 35 000, and 240 000 events remain for analysis, at 0.9, 2.36, and 7 TeV, respectively. The selection efficiency was studied using two different Monte Carlo event generators, PYTHIA 6.4.21 [5, 6] tune Perugia-0 [9] and PHOJET [10], with detector simulation and reconstruction.

The number of primary charged particles is estimated by counting the number of SPD tracklets, corrected for:

- geometrical acceptance and detector and reconstruction efficiencies;
- contamination from weak-decay products of strange particles, gamma conversions, and secondary interactions;
- undetected particles below the 50 MeV/ c transverse-momentum cut-off, imposed by absorption in the material;
- combinatorial background in tracklet reconstruction.

The total number of collisions corresponding to our data is obtained from the number of events selected for the analysis,

applying corrections for trigger and selection efficiencies. This leads to overall corrections of 7.8, 7.2, and 5.7% at 0.9, 2.36, and 7 TeV, respectively.

The multiplicity distributions were measured for $|\eta| < 1$ at each energy. For the 0.9 and 2.36 TeV data we did not repeat the multiplicity-distribution analysis, we used the results from [4] while removing the zero-multiplicity bin. At 7 TeV, we used the same method as described in [4, 13] to correct the raw measured distributions for efficiency, acceptance, and other detector effects, which is based on unfolding using a detector response matrix from Monte Carlo simulations. The unfolding procedure applies χ^2 minimization with regularization [12]. Consistent results were found when changing the regularization term and the convergence criteria within reasonable limits, and when using a different unfolding method based on Bayes's theorem [14, 15].

4 Systematic uncertainties

Only events with at least one tracklet in $|\eta| < 1$ have been selected for analysis in order to reduce sensitivity to model-dependent corrections. However, a fraction of diffractive reactions also falls into this event category and influences the correction factors at low multiplicities. In order to evaluate this effect, we varied the fractions of single-diffractive and double-diffractive events produced by the event generators by $\pm 50\%$ of their nominal values at 7 TeV, and for the other energies we used the variations described in [4]. The resulting contributions to the systematic uncertainties are estimated to be 0.5, 0.3, and 1% for the data at 0.9, 2.36, and 7 TeV, respectively. For the same reason, the event selection efficiency is sensitive to the differences between models used to calculate this correction. Therefore, we used the two models which have the largest difference in their multiplicity distributions at very low multiplicities (see below): PYTHIA tune Perugia-0 and PHOJET. The first one was used to calculate the central values for all our results, and the second for asymmetric systematic uncertainties. The values obtained for this contribution are +0.8, +1.5, and +2.8% for the three energies considered.

Other sources of systematic uncertainties, e.g. the particle composition, the p_T spectrum and the detector efficiency, are described in [4], and their contributions were estimated in the same way. As a consequence of the smaller uncertainties on the event selection corrections the total systematic uncertainties are significantly smaller than in our previous analyses, which use as normalization inelastic and non-single-diffractive collisions. Many of the systematic uncertainties cancel when the ratios between the different energies are calculated, in particular the dominating ones, such as the detector efficiency and the event generator dependence. The systematic uncertainty related to diffractive cross sections was assumed to be uncorrelated between energies.

Table 1 Charged-particle pseudorapidity densities at central pseudorapidity ($|\eta| < 1$), for inelastic collisions having at least one charged particle in the same region ($\text{INEL} > 0_{|\eta| < 1}$), at three centre-of-mass energies. For ALICE, the first uncertainty is statistical and the second is systematic. The relative increases between the 0.9 TeV and 2.36 TeV

Energy (TeV)	ALICE	PYTHIA [5, 6]			PHOJET [10]
		(109) [7]	(306) [8]	(320) [9]	
Charged-particle pseudorapidity density					
0.9	$3.81 \pm 0.01^{+0.07}_{-0.07}$	3.05	3.92	3.18	3.73
2.36	$4.70 \pm 0.01^{+0.11}_{-0.08}$	3.58	4.61	3.72	4.31
7	$6.01 \pm 0.01^{+0.20}_{-0.12}$	4.37	5.78	4.55	4.98
Relative increase (%)					
0.9–2.36	$23.3 \pm 0.4^{+1.1}_{-0.7}$	17.3	17.6	17.3	15.4
0.9–7	$57.6 \pm 0.4^{+3.6}_{-1.8}$	43.0	47.6	43.3	33.4

5 Results

The pseudorapidity densities of primary charged particles obtained in the central pseudorapidity region $|\eta| < 1$ are presented in Table 1 and compared to models. The measured values are higher than those from the models considered, except for PYTHIA tune ATLAS-CSC for the 0.9 and 2.36 TeV data, and PHOJET for the 0.9 TeV data, which are consistent with the data. At 7 TeV, the data are significantly higher than the values from the models considered, with the exception of PYTHIA tune ATLAS-CSC, for which the data are only two standard deviations higher. We have also studied the relative increase of pseudorapidity densities of charged particles (Table 1) between the measurement at 0.9 TeV and the measurements at 2.36 and 7 TeV. We observe an increase of $57.6\% \pm 0.4\%$ (stat.) $^{+3.6}_{-1.8}$ (syst.) between the 0.9 TeV and 7 TeV data, compared with an increase of 47.6% obtained from the closest model, PYTHIA tune ATLAS-CSC (Fig. 1). The 7 TeV data confirm the observation made in [4, 16] that the measured multiplicity density increases with increasing energy significantly faster than in any of the models considered.

In Fig. 2, we compare the centre-of-mass energy dependence of the pseudorapidity density of charged particles for the $\text{INEL} > 0_{|\eta| < 1}$ class to the evolution for other event classes (inelastic and non-single-diffractive events), which have been measured at lower energies. Note that $\text{INEL} > 0_{|\eta| < 1}$ values are higher than inelastic and non-single-diffractive values, as expected, because events with no charged particles in $|\eta| < 1$ are removed.

The increase in multiplicity from 0.9 TeV to 2.36 TeV and 7 TeV was studied by measuring the multiplicity distributions for the event class, $\text{INEL} > 0_{|\eta| < 1}$ (Fig. 3 left). Small wavy fluctuations are seen at multiplicities above 25. While visually they may appear to be significant, one should

note that the errors in the deconvoluted distribution are correlated over a range comparable to the multiplicity resolution and the uncertainty bands should be seen as one-standard-deviation envelopes of the deconvoluted distributions (see also [4]). The unfolded distributions at 0.9 TeV and 2.36 TeV are described well by the Negative Binomial Distribution (NBD). At 7 TeV, the NBD fit slightly underestimates the data at low multiplicities ($N_{\text{ch}} < 5$) and slightly overestimates the data at high multiplicities ($N_{\text{ch}} > 55$).

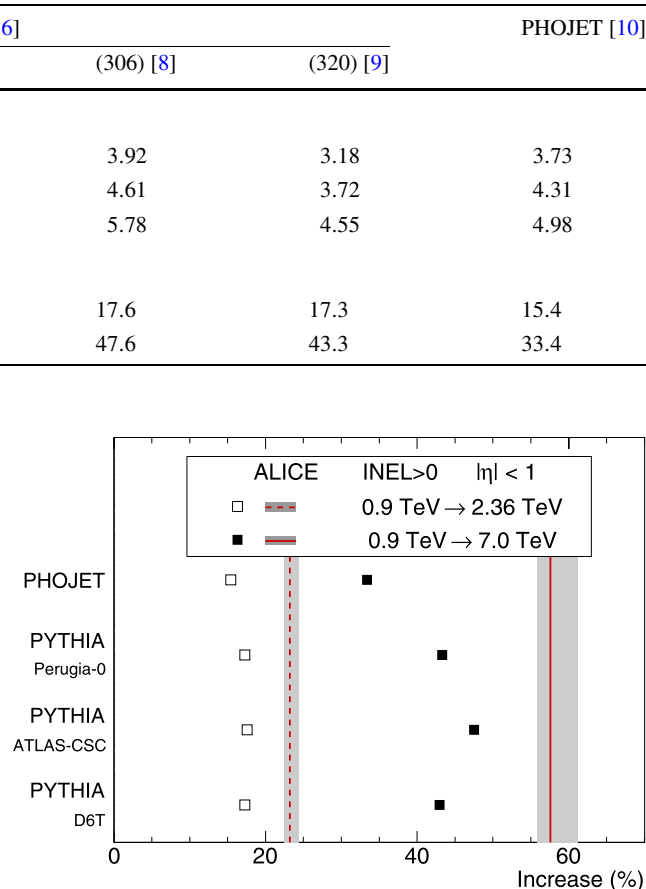


Fig. 1 Relative increase of the charged-particle pseudorapidity density, for inelastic collisions having at least one charged particle in $|\eta| < 1$, between $\sqrt{s} = 0.9$ TeV and 2.36 TeV (open squares) and between $\sqrt{s} = 0.9$ TeV and 7 TeV (full squares), for various models. Corresponding ALICE measurements are shown with vertical dashed and solid lines; the width of shaded bands correspond to the statistical and systematic uncertainties added in quadrature

note that the errors in the deconvoluted distribution are correlated over a range comparable to the multiplicity resolution and the uncertainty bands should be seen as one-standard-deviation envelopes of the deconvoluted distributions (see also [4]). The unfolded distributions at 0.9 TeV and 2.36 TeV are described well by the Negative Binomial Distribution (NBD). At 7 TeV, the NBD fit slightly underestimates the data at low multiplicities ($N_{\text{ch}} < 5$) and slightly overestimates the data at high multiplicities ($N_{\text{ch}} > 55$).

A comparison of the 7 TeV data with models (Fig. 3 right) shows that only the PYTHIA tune ATLAS-CSC is close to the data at high multiplicities ($N_{\text{ch}} > 25$). However, it does not reproduce the data in the intermediate multiplicity region ($8 < N_{\text{ch}} < 25$). At low multiplicities, ($N_{\text{ch}} < 5$),

there is a large spread of values between different models: PHOJET is the lowest and PYTHIA tune Perugia-0 the highest.

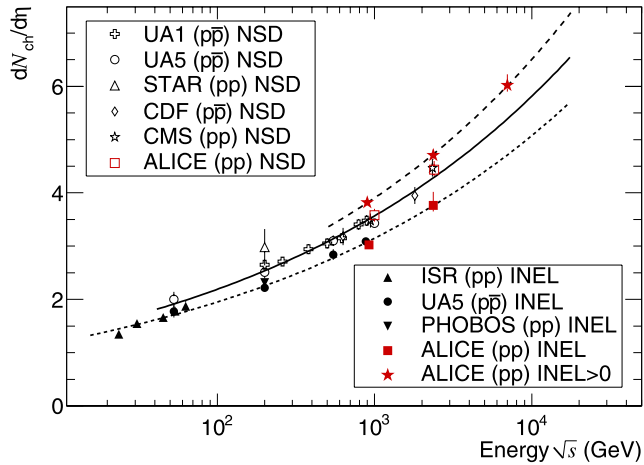


Fig. 2 Charged-particle pseudorapidity density in the central pseudorapidity region $|\eta| < 0.5$ for inelastic and non-single-diffractive collisions [4, 16–25], and in $|\eta| < 1$ for inelastic collisions with at least one charged particle in that region ($\text{INEL} > 0_{|\eta| < 1}$), as a function of the centre-of-mass energy. The lines indicate the fit using a power-law dependence on energy. Note that data points at the same energy have been slightly shifted horizontally for visibility

6 Conclusion

We have presented measurements of the pseudorapidity density and multiplicity distributions of primary charged particles produced in proton–proton collisions at the LHC, at a centre-of-mass energy $\sqrt{s} = 7$ TeV. The measured value of the pseudorapidity density at this energy is significantly higher than that obtained from current models, except for PYTHIA tune ATLAS-CSC. The increase of the pseudorapidity density with increasing centre-of-mass energies is significantly higher than that obtained with any of the models and tunes used in this study.

The shape of our measured multiplicity distribution is not reproduced by any of the event generators considered. The discrepancy does not appear to be concentrated in a single region of the distribution, and varies with the model.

Acknowledgements The ALICE collaboration would like to thank all its engineers and technicians for their invaluable contributions to the construction of the experiment and the CERN accelerator teams for the outstanding performance of the LHC complex.

The ALICE collaboration acknowledges the following funding agencies for their support in building and running the ALICE detector:

- Calouste Gulbenkian Foundation from Lisbon and Swiss Fonds Kidagan, Armenia;
- Conselho Nacional de Desenvolvimento Científico e Tecnológico (CNPq), Financiadora de Estudos e Projetos (FINEP), Fundação de Amparo à Pesquisa do Estado de São Paulo (FAPESP);

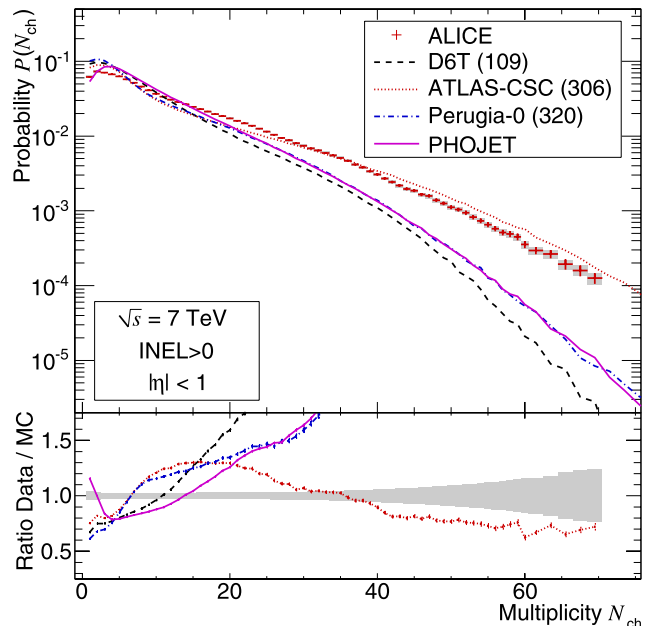
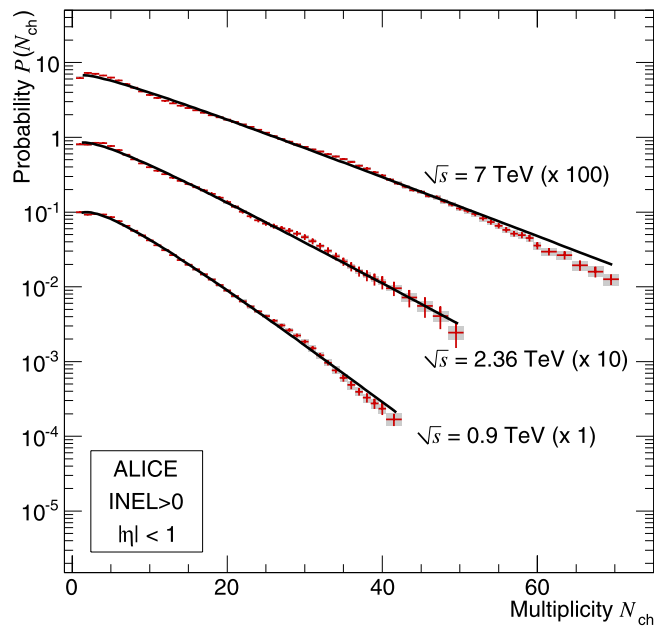


Fig. 3 Measured multiplicity distributions in $|\eta| < 1$ for the $\text{INEL} > 0_{|\eta| < 1}$ event class. The error bars for data points represent statistical uncertainties, the shaded areas represent systematic uncertainties. *Left:* The data at the three energies are shown with the NBD fits (lines). Note that for the 2.36 and 7 TeV data the distributions have been scaled for clarity by the factors indicated. *Right:* The data at 7 TeV

are compared to models: PHOJET (solid line), PYTHIA tunes D6T (dashed line), ATLAS-CSC (dotted line) and Perugia-0 (dash-dotted line). In the lower part, the ratios between the measured values and model calculations are shown with the same convention. The shaded area represents the combined statistical and systematic uncertainties

- National Natural Science Foundation of China (NSFC), the Chinese Ministry of Education (CMOE) and the Ministry of Science and Technology of China (MSTC);
- Ministry of Education and Youth of the Czech Republic;
- Danish Natural Science Research Council, the Carlsberg Foundation and the Danish National Research Foundation;
- The European Research Council under the European Community’s Seventh Framework Programme;
- Helsinki Institute of Physics and the Academy of Finland;
- French CNRS-IN2P3, the ‘Region Pays de Loire’, ‘Region Alsace’, ‘Region Auvergne’ and CEA, France;
- German BMBF and the Helmholtz Association;
- Hungarian OTKA and National Office for Research and Technology (NKTH);
- Department of Atomic Energy and Department of Science and Technology of the Government of India;
- Istituto Nazionale di Fisica Nucleare (INFN) of Italy;
- MEXT Grant-in-Aid for Specially Promoted Research, Japan;
- Joint Institute for Nuclear Research, Dubna;
- Korea Foundation for International Cooperation of Science and Technology (KICOS);
- CONACYT, DGAPA, México, ALFA-EC and the HELEN Program (High-Energy physics Latin-American–European Network);
- Stichting voor Fundamenteel Onderzoek der Materie (FOM) and the Nederlandse Organisatie voor Wetenschappelijk Onderzoek (NWO), Netherlands;
- Research Council of Norway (NFR);
- Polish Ministry of Science and Higher Education;
- National Authority for Scientific Research—NASR (Autontatea Nationala pentru Cercetare Stiintifica—ANCS);
- Federal Agency of Science of the Ministry of Education and Science of Russian Federation, International Science and Technology Center, Russian Academy of Sciences, Russian Federal Agency of Atomic Energy, Russian Federal Agency for Science and Innovations and CERN-INTAS;
- Ministry of Education of Slovakia;
- CIEMAT, EELA, Ministerio de Educación y Ciencia of Spain, Xunta de Galicia (Consellería de Educación), CEADEN, Cubaenergía, Cuba, and IAEA (International Atomic Energy Agency);
- Swedish Research Council (VR) and Knut & Alice Wallenberg Foundation (KAW);
- Ukraine Ministry of Education and Science;
- United Kingdom Science and Technology Facilities Council (STFC);
- The United States Department of Energy, the United States National Science Foundation, the State of Texas, and the State of Ohio.

Open Access This article is distributed under the terms of the Creative Commons Attribution Noncommercial License which permits

any noncommercial use, distribution, and reproduction in any medium, provided the original author(s) and source are credited.

References

1. K. Aamodt et al. (ALICE Collaboration), *J. Instrum.* **3**, S08002 (2008)
2. L. Evans, P. Bryant (eds.), *J. Instrum.* **3**, S08001 (2008)
3. K. Aamodt et al. (ALICE Collaboration), *Eur. Phys. J. C* **65**, 111 (2010)
4. K. Aamodt et al. (ALICE Collaboration), submitted to *Eur. Phys. J. C*. [arXiv:1004.3034](https://arxiv.org/abs/1004.3034) [hep-ex] (2010)
5. T. Sjöstrand, *Comput. Phys. Commun.* **82**, 74 (1994)
6. T. Sjöstrand, S. Mrenna, P. Skands, *J. High Energy Phys.* **2006**, 05026 (2006)
7. M.G. Albrow et al. (Tev4LHC QCD Working Group). [arXiv:hep-ph/0610012](https://arxiv.org/abs/hep-ph/0610012) (2006)
8. A. Moraes (ATLAS Collaboration), ATLAS Note ATL-COM-PHYS-2009-119 (2009), ATLAS CSC (306) tune
9. P.Z. Skands, in *Multi-Parton Interaction Workshop*, Perugia, Italy, 28–31 Oct. 2008, [arXiv:0905.3418](https://arxiv.org/abs/0905.3418) [hep-ph] (2009)
10. R. Engel, J. Ranft, S. Roesler, *Phys. Rev. D* **52**, 1459 (1995)
11. J.F. Grosse-Oetringhaus, K. Reyggers, to be published in *J. Phys. G*, [arXiv:0912.0023](https://arxiv.org/abs/0912.0023) [hep-ex] (2009)
12. V. Blobel, in *8th CERN School of Comp., CSC’84*, Aiguablava, Spain, 9–22 Sep. 1984, CERN-85-09, 88 (1985)
13. J.F. Grosse-Oetringhaus, PhD thesis, University of Münster, Germany, CERN-THESIS-2009-033 (2009)
14. G. D’Agostini, *Nucl. Instrum. Methods A* **362**, 487 (1995)
15. G. D’Agostini, CERN Report CERN-99-03 (1999)
16. V. Khachatryan et al. (CMS Collaboration), *J. High Energy Phys.* **2010**, 02041 (2010)
17. G.J. Alner et al. (UA5 Collaboration), *Z. Phys. C* **33**, 1 (1986)
18. W. Thome et al., *Nucl. Phys. B* **129**, 365 (1977)
19. K. Alpgård et al. (UA5 Collaboration), *Phys. Lett. B* **112**, 183 (1982)
20. M. Ambrosio et al., *AIP Conf. Proc.* **85**, 602 (1982)
21. R. Noucier et al. (PHOBOS Collaboration), *J. Phys. G* **30**, S1133 (2004)
22. B.I. Abelev et al. (STAR Collaboration), *Phys. Rev. C* **79**, 034909 (2009)
23. G.J. Alner et al. (UA5 Collaboration), *Phys. Rep.* **154**, 247 (1987)
24. C. Albajar et al. (UA1 Collaboration), *Nucl. Phys. B* **335**, 261 (1990)
25. F. Abe et al. (CDF Collaboration), *Phys. Rev. D* **41**, 2330 (1990)